

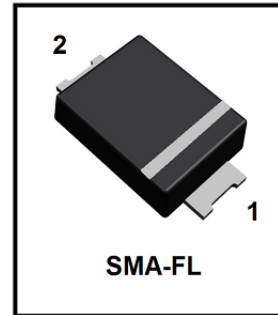
SZAF ***A Series

Zener voltage regulator diodes

1 Watt Steady State

Feature

- * 1 W SMA-FL
- * Zener voltage regulator diodes
- * Plastic package has Underwriters Laboratory Flammability Classification 94V-0
- * We declare that the material of product compliance with RoHS requirements.
- * Guarding for over voltage protection
- * High temperature soldering guaranteed:
260°C/10 seconds at terminals
- * IEC61000-4-2 ESD Air Contact $\geq \pm 15KV$
- * MSL: 1
- * We declare that the material of product compliance with RoHS requirements and Halogen Free.



Mechanical Data

Case: JEDEC SMA-FL molded plastic

Terminals :Plated terminals, solderable per MIL-STD-750,Method 2026

Polarity: Color band denoted cathode except Bipolar

Mounting Position: Any

Weight : 28mg

1.Electrical Characteristic

Ratings at 25°C ambient temperature unless otherwise specified.

Single phase, half wave, 60Hz, resistive or inductive load.

For capacitive load, derate current by 20%.

RATING	SYMBOL	VALUE	UNITS
Steady State Power Dissipation at $T_A = 50^\circ C$ (Note1)	$P_{M(AV)}$	1	Watts
Z-current	I_Z	P_V/V_Z	mA
Operating and Storage Temperature Range	T_J, T_{STG}	-50 to +150	°C

NOTES:

1. 8.0mm² (.013mm thick) land areas

SZAF ***A Series

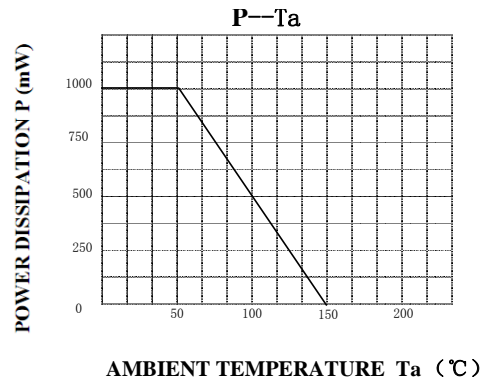
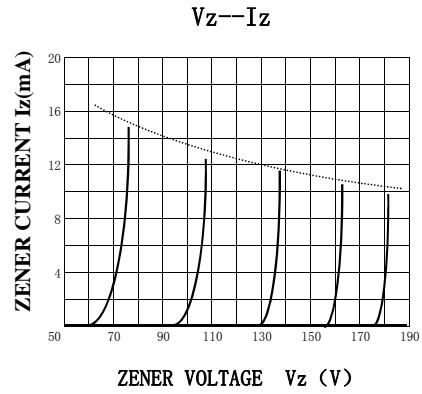
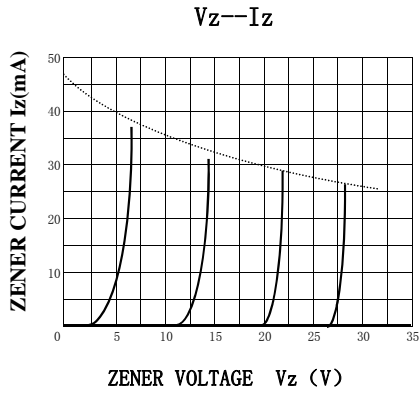
2.Product Characteristic

Vz tolerance : ±5%; Ta=25°C Vmax =1.2V @ IF = 200mA P=1 W

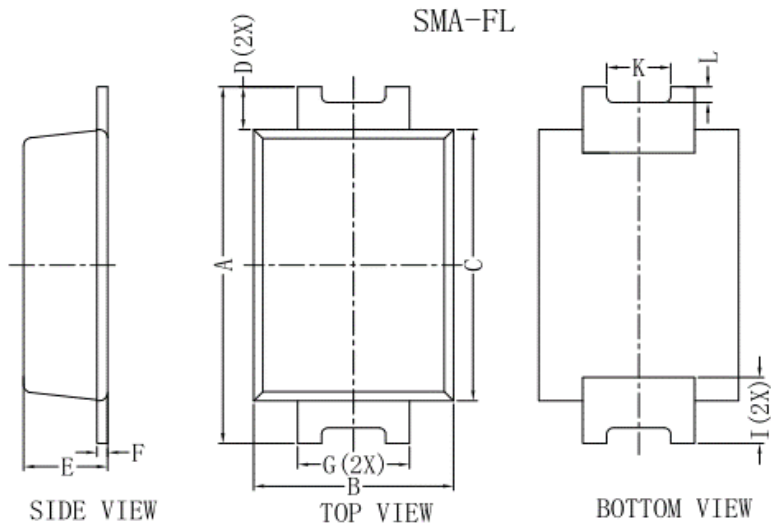
Type	Device marking code	Zener	Current	A and B Suffix only			Leakage Current		Maximum Regulator Current(2)
		Voltage	I zt	Z zt @ I zt	Z zk@ Izk	Z zk@ Izk	I _R	V _R	I _{ZM} @ Tamb =50 ° C
		Vz@Lzt							
		Volts	mA	Ohms	Ohms	m A	uA Max	Volts	mA
SZAF2.4A	Z2.4	2.4	102	30	1200	1	100	1.0	378
SZAF2.5A	Z2.5	2.5	98	30	1250	1		1.0	362
SZAF2.7A	Z2.7	2.7	90	30	1300	1		1.0	334
SZAF2.8A	Z2.8	2.8	87	30	1400	1		1.0	324
SZAF3.0A	Z3.0	3.0	82	29	1600	1		1.0	302
SZAF3.3A	Z3.3	3.3	76	28	400	1		1.0	276
SZAF3.6A	Z3.6	3.6	69	24	400	1		1.0	252
SZAF3.9A	Z3.9	3.9	64	23	400	1		1.0	238
SZAF4.3A	Z4.3	4.3	58	22	400	1		1.0	214
SZAF4.7A	Z4.7	4.7	53	19	400	1		1.0	194
SZAF5.1A	Z5.1	5.1	49	7	550	1	1.0	178	
SZAF5.6A	Z5.6	5.6	45	5	600		2.0	164	
SZAF6.2A	Z6.2	6.2	41	2	700		3.0	146	
SZAF6.8A	Z6.8	6.8	37	4	1300		4	133	
SZAF7.5A	Z7.5	7.5	34	4.5	1300	0.5	70	5	121
SZAF8.2A	Z8.2	8.2	31	5.5	1300	0.5		6	110
SZAF9.1A	Z9.1	9.1	28	6	1300	0.5		7	100
SZAF10A	Z10	10	25	7	1300	0.25	2	7.6	91
SZAF11A	Z11	11	23	8	1300			8.4	83
SZAF12A	Z12	12	21	9	1300			9.1	76
SZAF13A	Z13	13	19	10	1300			9.9	69
SZAF15A	Z15	15	17	14	1300			11.4	61
SZAF16A	Z16	16	15.5	16	1300		12.2	57	
SZAF18A	Z18	18	14	20	1300		13.7	50	
SZAF20A	Z20	20	12.5	22	1300		15.2	45	
SZAF22A	Z22	22	11.5	23	1300		16.7	41	
SZAF24A	Z24	24	10.5	25	1300		18.2	38	
SZAF27A	Z27	27	9.5	35	1300		20.6	34	
SZAF30A	Z30	30	8.5	40	1500		22.8	30	
SZAF33A	Z33	33	7.5	45	1500		25.1	27	
SZAF36A	Z36	36	7	50	1500		27.4	25	
SZAF39A	Z39	39	6.5	60	1500		29.7	23	
SZAF43A	Z43	43	6	70	2500		32.7	22	
SZAF47A	Z47	47	5.5	80	2500		35.8	19	
SZAF51A	Z51	51	5	95	2500		38.8	18	
SZAF56A	Z56	56	4.5	110	2500		42.6	16	
SZAF62A	Z62	62	4	125	2500		47.1	14	
SZAF68A	Z68	68	3.7	150	2500	51.7	13		
SZAF75A	Z75	75	3.3	175	2500	56	12		
SZAF82A	Z82	82	3	200	3000	62.2	11		
SZAF91A	Z91	91	2.8	250	3000	69.2	10		
SZAF100A	Z100	100	2.5	350	3000	76	9		
SZAF110A	Z110	110	2	550	5000	83	8		
SZAF120A	Z120	120	1.5	750	5500	90	7		
SZAF130A	Z130	130	1	900	6000	98	6		
SZAF150A	Z150	150	1	1200	6500	113	6		
SZAF160A	Z160	160	1	1350	7000	120	6		
SZAF180A	Z180	180	1	1650	8500	135	5		
SZAF200A	Z200	200	1	1950	10000	150	4		
SZAF220A	Z220	220	1	2300	12000	165	4		

SZAF ***A Series

3.Characteristic Curves



4. OUTLINE AND DIMENSIONS



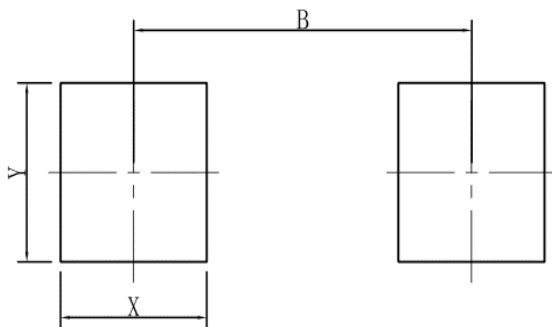
SMA-FL			
DIM	MIN	MAX	Typ.
A	4.40	4.80	4.60
B	2.30	2.70	2.60
C	3.30	3.70	3.50
D	-	-	0.55
E	0.90	1.20	1.05
F	0.11	0.21	0.17
G	1.30	1.50	1.40
I	-	-	0.90
K	-	-	0.80
L	-	-	0.20

All Dimensions in mm

GENERAL NOTES

1. Top package surface finish $Ra0.4 \pm 0.2 \mu m$
2. Bottom package surface finish $Ra0.7 \pm 0.2 \mu m$

5. SOLDERING FOOTPRINT



SMA-FL	
DIM	(mm)
X	1.60
Y	1.80
B	3.70